




8X20 SCREENING PLANT WITH INTEGRATED FEED CONVEYOR

For producers that demand multi-product screening, the 8x20 Screen Plant with Integrated Feed Conveyor can produce up to four products simultaneously, three with absolute sizing, or return the oversized product for further reduction.

PRIMARY FEATURES


- » 8x20 three-deck, triple-shaft screen.
- 1** Integrated 60" feed conveyor remains on for transport and eliminates the need for a separate feed conveyor.
- 2** Each screen deck features four blending gates allowing a wide range of custom product mixes to meet specific product needs.
- » Hydraulic lift and leveling system enables quick and easy set up and tear down with 6 legs for complete run-on capabilities.




ADDITIONAL FEATURES

- » Complete screen plant system. Just add radial stacking conveyors for stockpile capabilities.
- » Produces up to four products simultaneously, three with absolute sizing, or return the oversized product for further reduction.
- » The fines conveyor feeds onto a cross conveyor that can be mounted to discharge material on either side of the plant.
- » The bottom and middle deck cross conveyors can be mounted to discharge material to either side of the plant.
- » Rollaway blending chute system allows for easier screen cloth changes and maintenance.
- » Includes all-electric motors and electrical cords.
- » Functions with controls built into our primary crusher for system integration or with an optional independent control system for stand-alone operation and easy integration into custom systems.

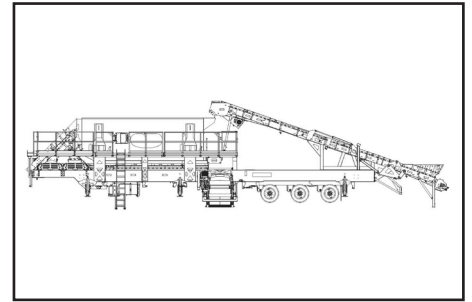
8x20 SCREEN WITH INTEGRATED FEED CONVEYOR



Features screen service platforms for both sides of the screen that remain on for transport.



Includes all-electric motors and electrical cords.



8X20 SCREEN WITH INTEGRATED FEED CONVEYOR TECHNICAL SPECIFICATIONS*

| Model | |
|---|--------------------|
| Screen | 8x20 Three Deck |
| Operating Length | 70' 3" / 21.4M |
| Operating Width | 16' 5" / 5M |
| Operating Height | 17' 7" / 5.4M |
| Gross Weight | 87000lbs / 39500kg |
| Travel Length | 62' 7" / 19.1M |
| Travel Width | 12' 0" / 3.7M |
| Travel Height | 14' 0" / 4.3M |
| Bottom Screen Deck Cross Conveyor Width | 36" / 914mm |
| Middle Screen Deck Cross Conveyor Width | 36" / 914mm |
| Under Screen Conveyor Width | 60" / 1524mm |
| Retractable Fines Cross Conveyor Width | 42" / 1067mm |
| Plant Feed Conveyor Width | 60" / 1524mm |

*Design specifications subject to change without notice.