

HAMMERMILL



Eagle Crusher Hammermills are designed for maximum strength at a minimum weight and are ideal for use when budget and space are limited or when portable mounting is necessary.

PRIMARY FEATURES


- 1** Solid yoke hammers are stagger mounted to equalize crushing efficiency and reduce concentrated stress during shock loading.
 - » Replaceable, heavy-duty grate bars assure precise product sizing from 4-inch minus down to 100% minus 3/16-inch.
 - » Simple shim adjustment of impact curtain permits fast and precise changes in product size.
- 2** Spherical, self aligning, double roller bearings are in split housing for easy replacement.
- 3** Long wearing AR side wear liners provide maximum housing protection and are bolt-mounted for easy maintenance.
 - » Manganese steel breaker plates on impact curtain are fully reversible and interchangeable to maximize wear metal utilization.
 - » All models open completely for easy access during maintenance and wear part change out.

ADDITIONAL FEATURES


- » Provides highly efficient internal screening capability via the adjustable heavy-duty grate bars.
- » Maintains precise positioning and smooth performance of the bearing housing at all times with its recessed pillow-block mounting.
- » Eliminates rotor shifting during operation via special steel locking nut and locking washer on rotor shaft.
- » Reduces excessive stress during operation, assuring maximum wear life, via its specially designed heavy duty frame and rotor mounting system.
- » Easily facilitates yoke hammer replacement, enabled by pivot pin mounting with common cotterpin locking.
- » Permits replacement of individual sections of the shaft, as required, due to spider discs, keyed to the shaft, which also assures stationary positioning.
- » Provides support and easy change out of the curtain support bar via split-mounted locking bar.



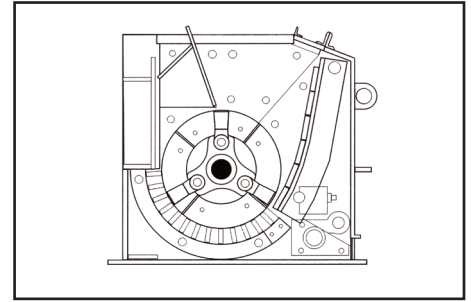
HAMMERMILL



Simple shim adjustment of impact curtain permits fast and precise changes in product size.



All models open completely for easy access during maintenance and wear part change out.



HAMMERMILLS TECHNICAL SPECIFICATIONS*

Model	24 x 32	24 x 48
Feed Opening	20" x 32" / 508mm x 813mm	22" x 48" / 559mm x 1219mm
Diameter of Hammer Swing	24" / 610mm	24" / 610mm
Width Between Liners	32" / 813mm	48" / 1219mm
Main Frame Thickness	3/4" Steel / 19mm Steel	3/4" Steel / 19mm Steel
Diameter of Main Shaft (Center)	4" / 102mm	4" / 102mm
Diameter of Main Shaft (at Sheave)	3 3/8" / 86mm	3 3/8" / 86mm
Bearings (Self-Aligning, Spherical)	Double-Roller	Double-Roller
RPM	800-1600	800-1600
Hammers (Solid)	Manganese	Manganese
Number of Hammers	6	9
Diameter of Hammer Pins	1 1/4" / 32mm	1 1/4" / 32mm
Grate Bars (Screening, Standard Size)	1" x 3" x 33" / 25mm x 76mm x 838mm	1" x 3" x 49" / 25mm x 76mm x 1245mm
Spacers (Available)	3/16" to 2" / 5mm to 51mm	3/16" to 2" / 5mm to 51mm
Horsepower (Required for Limestone)	50 to 100HP / 37 to 74kW	75 to 150HP / 55 to 110kW
Overall Height	46" / 1168mm	46" / 1168mm
Operating Length	52" / 1321mm	52" / 1321mm
Overall Shaft Length	61" / 1549mm	80" / 2032mm
Weight (Approx.)	5600lbs / 2540kg	6825lbs / 3095kg
Overall Size	84.4 ft ³ / 7.84M ³	110.7 ft ³ / 10.28M ³

*Design specifications subject to change without notice.

A Wide Variety of Applications

- » Asphalt
- » Wash-out concrete
- » Concrete block
- » Brick
- » Limestone
- » Coal
- » Graphite
- » Slag
- » Salt
- » Gypsum
- » Carbon
- » Fertilizer Materials

Check with your Eagle Sales Representative for numerous, additional applications.

Call 800-25-EAGLE (800-253-2453) or visit www.EagleCrusher.com
525 South Market St., Galion, OH 44833 • 419-468-2288 • fax: 419-468-4840 • email: sales@eaglecrusher.com

Rev 03/2023

EAGLE CRUSHER®

©2023 Eagle Crusher Company, Inc.