





RIPRAP®

This plant was specially designed to provide aggregate producers with the widest, heavy-duty feeder in the industry for the ultimate portable plant in high production screening and scalping.

PRIMARY FEATURES

- » Easily transports in one pull. Check with your DOT.
- 1** Features the widest, heavy-duty feeder in the industry, measuring 67" x 24' to meet your highest volume production needs.
- » Versatile, 42" reversible cross conveyor allows feeding into the stacking conveyor from either side of the plant and features 5' impact bed and idlers.
- » Available in Tier 4 diesel and electric-power options.
- 2** Enables quick set up and tear down with the available hydraulic lift and leveling system using the hydraulic run-on legs.
- 3** Features two-step, five-foot, adjustable grizzly decks.



ADDITIONAL FEATURES

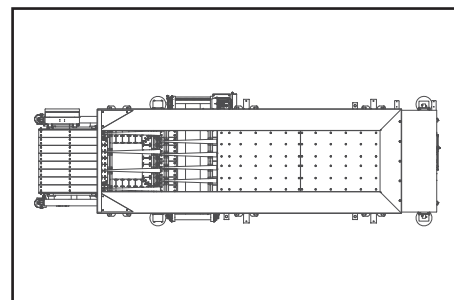
- » Fully equipped with main control panel to distribute power to all on-plant motors as well as controls and plugs for two additional stacking conveyors.
- » Features main breaker for easy connection to your line power or stand-alone generator, or select our optional self contained plant-mounted Tier 4 diesel-power units.
- » Easily removable control panels for operation, service, and maintenance ease.
- » Available hydraulic grizzly dump-over hopper for removing oversized material.
- » Grizzly chutes feature AR400 liners.
- » Manage the feeder speed for complete control of the flow of material into the impactor with Variable Frequency Drive (VFD).
- » Use the wireless remote control for the feeder shutdown and all motor stop.
- » Available heavy duty stacking conveyors.



Easy, one-pull transport. Check with your DOT.



Versatile, 42" reversible cross conveyor allows feeding into the stacking conveyor from either side of the plant and features 5' impact bed and idlers.



RIPRAP® TECHNICAL SPECIFICATIONS*

Model	
Feeder Size	67" x 24' / 1700mm x 7.3M
Grizzly Deck Size (Both Decks)	67" Wide x 60" Long / 1700mm x 1524mm
Reversible Cross Conveyor	42" Wide / 1067mm
Feeder Motor Size	50 HP / 37kW
Cross Conveyor Motor Size	10HP / 7.5kW
Approximate Weight (Electric)	73,000lbs / 33,112kg
Approximate Weight (Diesel)	78,600lbs / 35,652kg
Travel Width	11' 10" / 3.6M
Travel Height	13' 6" / 4.1M
Travel Length	35' 8" / 10.9M
Feed Hopper Capacity	27yd ³ / 20.6M ³
Main Control-Panel Power Supply	NEMA/UL Type 4 Enclosure With 250A/120kW Main Breaker
Available Diesel On-Plant Power Supply	237HP/177kW diesel engine with 155kW generator

*Design specifications subject to change without notice.