



ULTRAMAX® IMPACTORS

The Eagle Crusher UltraMax® Impactors were developed for the recycling industry to process concrete with the toughest, high volume, steel rebar with ease. Other HSI impactors, many with open rotors, are designed for the aggregate industry and are unable to handle steel contaminants. UltraMax® impactors ensure versatility, reliability, and durability in aggregate, asphalt and all other applications.

PRIMARY FEATURES

- 1 UltraMax® primary/secondary large feed opening does the job of a primary crusher and secondary crusher in one unit.
 - » Spring bridge assembly for primary apron maintains apron position for consistent gradation.
- 2 The increased thickness of the reversible primary apron assures increased wear life.
 - » Secondary apron is equipped with easy to replace, interchangeable, 3" AR liners for maximum parts utilization.
- 3 The reversible blow bars are machined to ensure a flat fit with the rotor.
 - » Housing sideliners are interchangeable for maximum parts utilization and available in a metallurgy to suit your crushing needs.
 - » Simple and easy hydraulic-assisted primary and secondary apron adjustment assures absolute apron settings using a minimum of components.
- 4 Impactor housing hydraulically opens and has multiple doors enabling easy service access to the blow bars, primary and secondary aprons and sideliners.
 - » Features the industry's first LIFETIME ROTOR WARRANTY on its solid-steel, three-bar, sculptured rotor—the industry's heaviest—to keep you up and crushing.*

* North America only.

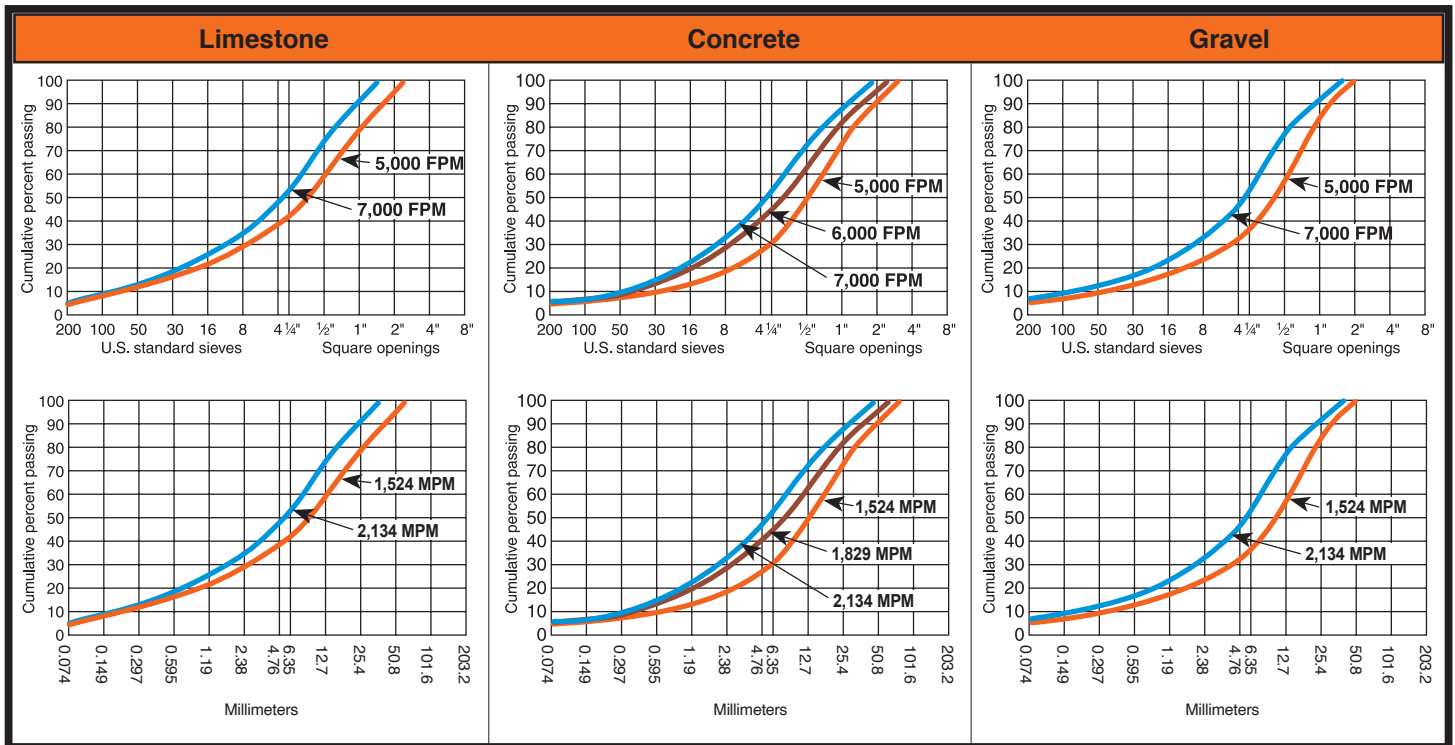


ULTRAMAX® IMPACTORS

ADDITIONAL FEATURES

- » Features the toughest, most durable and reliable Horizontal Shaft Impactor (HSI) on the market today.
- » Processes large feed sizes at a high production volume and ultra high reduction ratios into high quality uniform cubicle product with a minimum of fines.
- » Three-bar rotor design assures optimum rotor penetration of feed materials to generate a more controlled impact action that produces a uniform cubicle product.
- » Designed for stationary, skid or portable mounting in a primary/secondary application, or for a secondary application.

GRADATION CHARTS (FPM = FEET PER MINUTE / MPM = METERS PER MINUTE)



ULTRAMAX® IMPACTOR MODEL AND SPECIFICATIONS*

Diameter x Width		Width x Height				
Model	Rotor (Inches / Millimeters)	Feed Opening (Inches / Millimeters)	Power Required (HP / kW)	Approx. Weight (lbs / kg)	Rotor Weight (lbs / kg)	Production Capacity** (tph / mtpth)
UM-04	40 x 26 / 1016 x 660	27 x 32 / 686 x 813	60 - 100 / 45 - 75	17400 / 7900	5100 / 2300	100 / 91
UM-05	40 x 33 / 1016 x 838	33 x 32 / 838 x 813	75 - 150 / 56 - 112	20900 / 9500	7000 / 3200	150 / 137
UM-15	44 x 41 / 1118 x 1041	42 x 32 / 1067 x 813	150 - 200 / 112 - 149	28000 / 12700	9750 / 4400	200 / 182
UM-25	47 x 47 / 1194 x 1194	48 x 34 / 1219 x 864	150 - 300 / 112 - 224	34000 / 15400	13000 / 5900	300 / 273
UM-45	50 x 56 / 1270 x 1422	56 x 35 / 1422 x 889	300 - 400 / 224 - 298	40100 / 18200	17600 / 8000	400 / 364
UM-69	56 x 68 / 1422 x 1727	69 X 36 / 1753 x 914	400 - 600 / 298 - 447	61000 / 27700	26100 / 11800	800 / 727
UM-69X	56 x 68 / 1422 x 1727	69 X 51 / 1753 x 1295	400 - 600 / 298 - 447	68500 / 31100	26100 / 11800	1000 / 907

* Subject to change

**These capacities vary based on feed size, feed rate, physical characteristics of feed material, environmental conditions, operator training and proficiency, crusher settings, and condition of wear parts.

Call 800-25-EAGLE (800-253-2453) or visit www.EagleCrusher.com

525 South Market St., Galion, OH 44833 • 419-468-2288 • fax: 419-468-4840 • email: sales@eaglecrusher.com

EAGLE CRUSHER®